

2023 annual report to the Community

Napperby Primary School and Napperby Preschool

Napperby Primary School number: 308

Napperby Preschool number: 1561

Partnership: Pirie



School principal:

Robyn Staker

A handwritten signature in black ink that reads "Robyn Staker".

Date of endorsement:

12/02/2024



Context Statement

Napperby Primary School caters for students from R-6. At the time of this report, the enrolment in 2023 is 63. Napperby Primary School is classified as Category 3 on the Department for Education Index of Educational Disadvantage. At the time of this report, the school population includes 16% Aboriginal students, 11% students with disabilities, 10% children/young people in care. Further information about the school is available on the school's website (including its context statement), as well as the My School website.

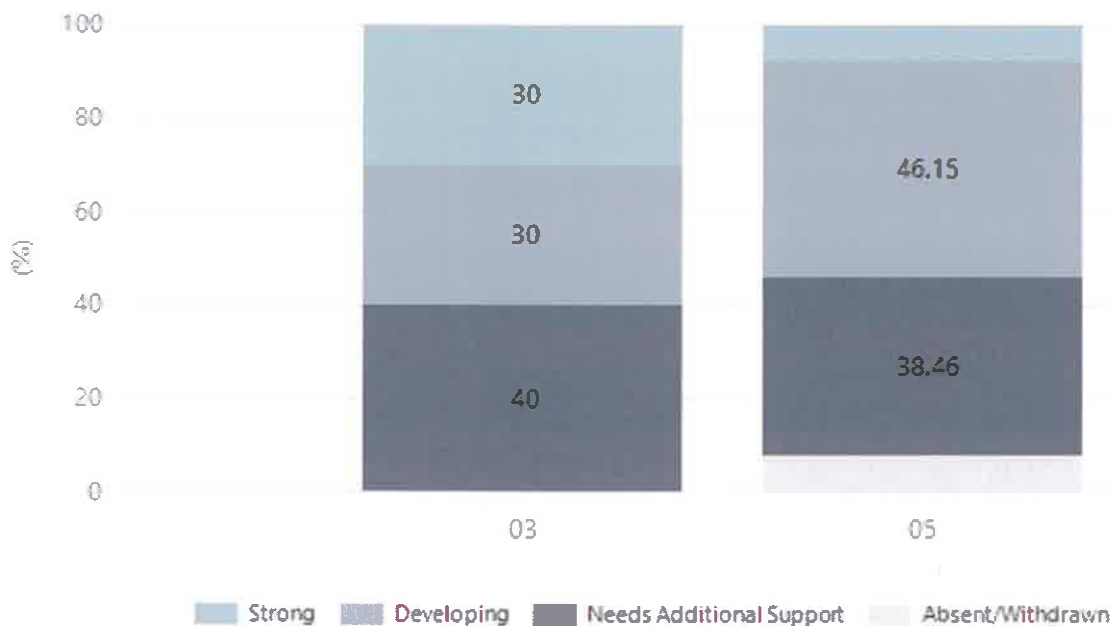
Information about Napperby Preschool is available on the centres website, as well as the Australian Children's Education and Care Quality Authority (ACECQA) website.

Performance Summary

NAPLAN Proficiency

In 2023, the Australian Curriculum, Assessment and Reporting Authority (ACARA) - a Commonwealth Independent statutory authority - announced changes to NAPLAN performance reporting. This new way of reporting by ACARA that NAPLAN results from 2023 will not be comparable to previous years. The new approach replaces the previous numerical NAPLAN bands and the national minimum standard.

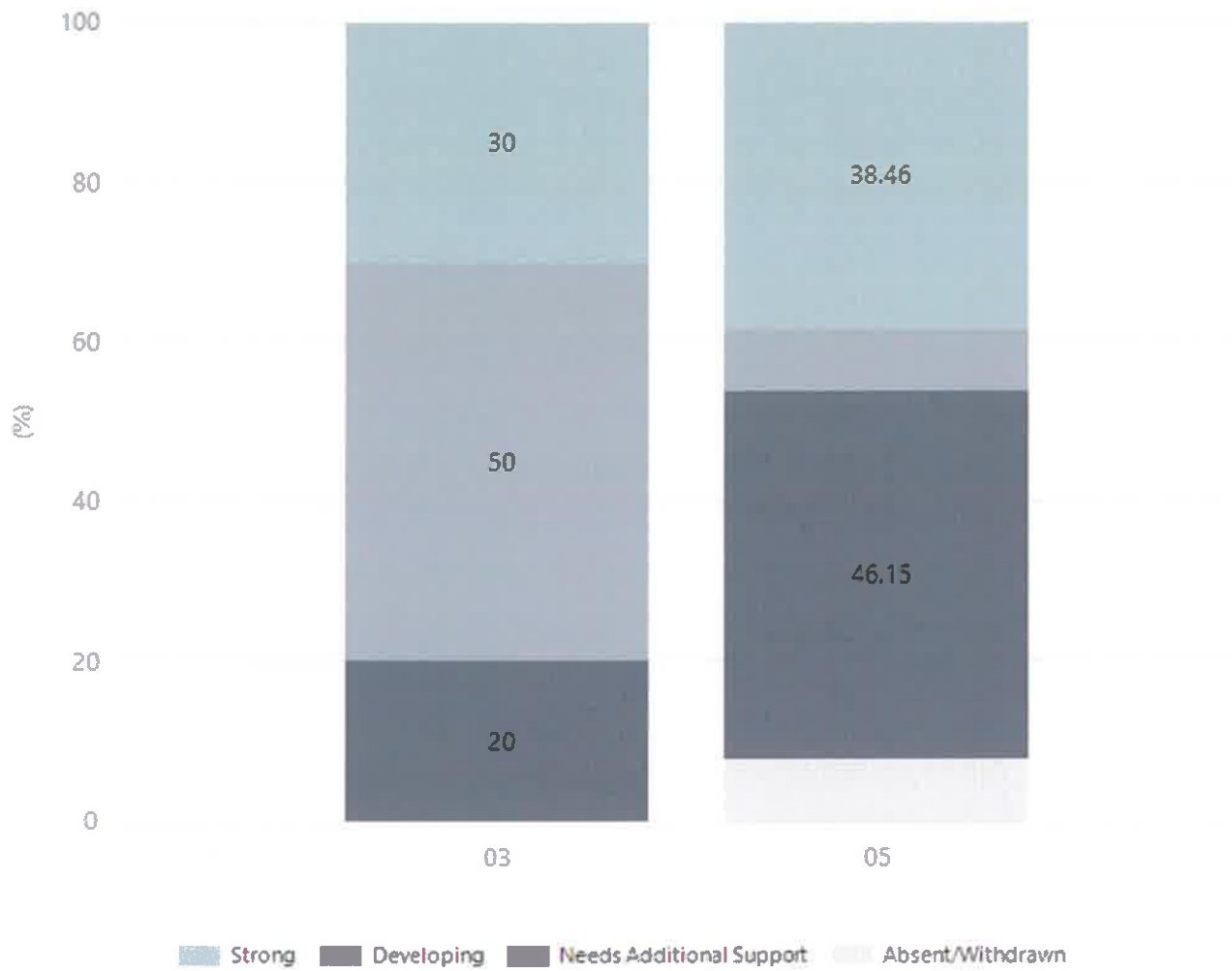
Numeracy



Year Level	03	05
Strong	3	1
Developing	3	6
Needs Additional Support	4	5
Absent/Withdrawn		1
Total	10	13

Data Source: Department for Education Assessment Data Holdings, 2023. When there are less than six students in a cohort, no data is supplied.

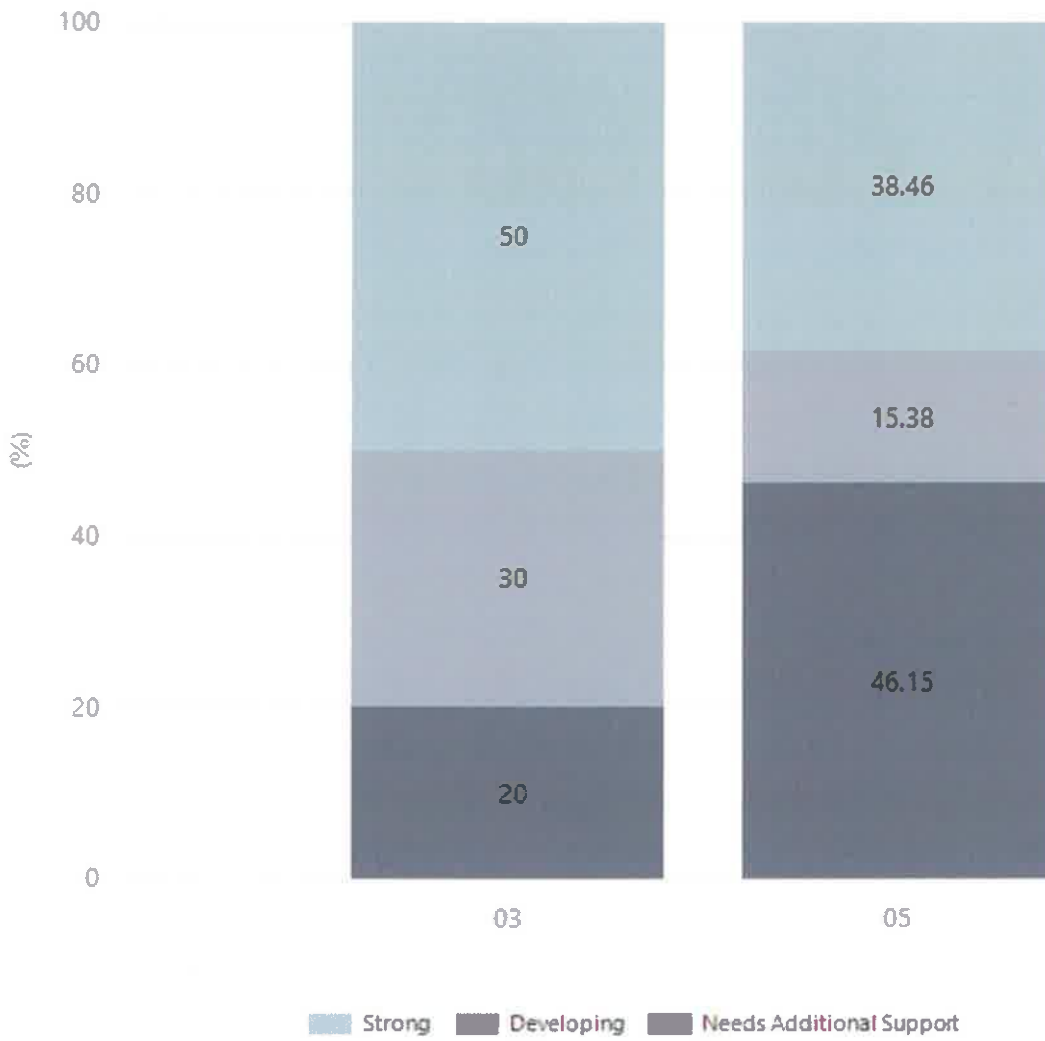
Reading



Year Level	03	05
Strong	3	5
Developing	5	1
Needs Additional Support	2	6
Absent/Withdrawn		1
Total	10	13

Data Source: Department for Education Assessment Data Holdings, 2023. When there are less than six students in a cohort, no data is supplied.

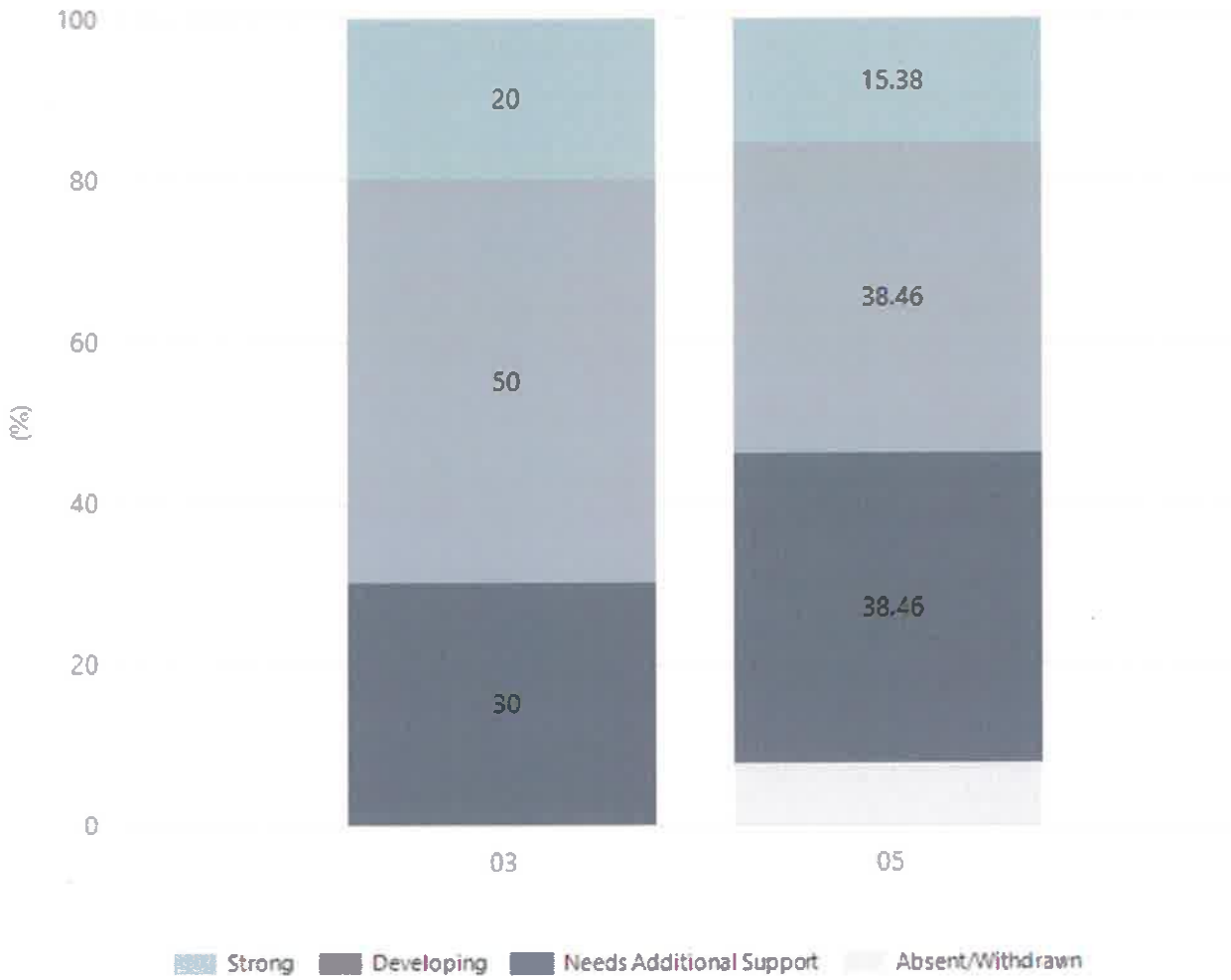
Writing



Year Level	03	05
Strong	5	5
Developing	3	2
Needs Additional Support	2	6
Total	10	13

Data Source: Department for Education Assessment Data Holdings, 2023. When there are less than six students in a cohort, no data is supplied.

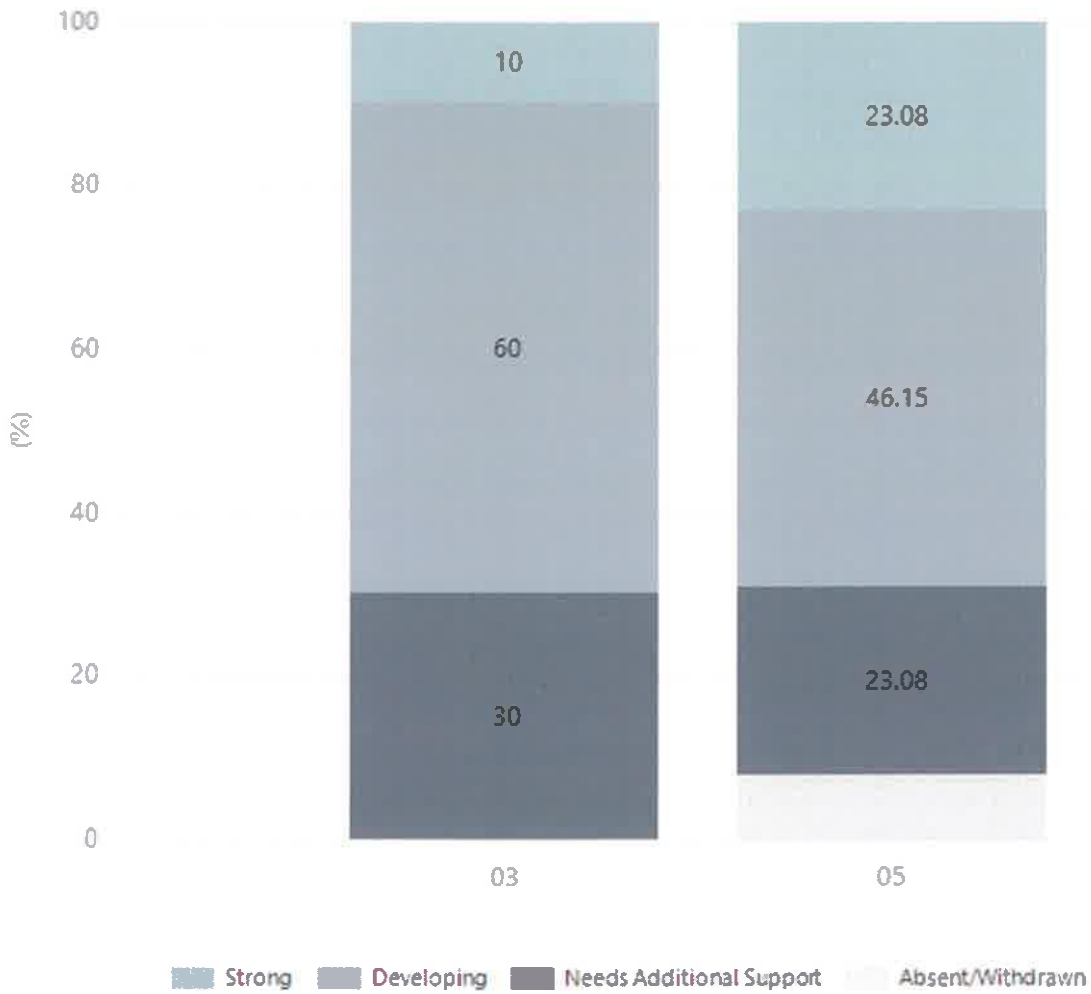
Grammar



Year Level	03	05
Strong	2	2
Developing	5	5
Needs Additional Support	3	5
Absent/Withdrawn		1
Total	10	13

Data Source: Department for Education Assessment Data Holdings, 2023. When there are less than six students in a cohort, no data is supplied.

Spelling



Year Level	03	05
Strong	1	3
Developing	6	6
Needs Additional Support	3	3
Absent/Withdrawn		1
Total	10	13

Data Source: Department for Education Assessment Data Holdings, 2023. When there are less than six students in a cohort, no data is supplied.

Preschool Attendance

	Term 1	Term 2	Term 3	Term 4
2020 centre	100%		90.5%	61.4%
2021 centre	92.9%	94.7%	87.1%	83.8%
2022 centre	94.3%	95.6%	84%	62.7%
2023 centre	91.7%	78.3%	72.5%	69.1%
2020 state	89.1%		84.6%	85.8%
2021 state	87.3%	85.3%	87.1%	84.5%
2022 state	83.6%	77.6%	77.9%	77.8%
2023 state	85.4%	82.9%	83.4%	81.4%

Based on attendances recorded in the two-week reference period each term. Data for eligible enrolments as described in the department's Enrolment policy. Attendance rates may differ to previous reporting with the transfer from calculations based on deemed attendance to actual attendance using booked hours divided by attended hours. Data Source: Department for Education Attendance Data, Semester 1 Report 2023. A blank cell indicates there were no students enrolled.

Note: Term 2 2020 data may not be available for all preschools.

School Attendance

Year Level	2021	2022	2023
Reception	92.8%	84.8%	91.2%
Year 01	92.3%	83.3%	89.9%
Year 02	79.2%	85.6%	89.3%
Year 03	92.7%	87.3%	86.4%
Year 04	93.0%	85.7%	91.9%
Year 05	86.6%	83.8%	87.1%
Year 06	69.2%	80.1%	79.2%
Total	86.5%	84.4%	87.9%

Data Source: Department for Education Attendance Data, Semester 1 Report 2023. A blank cell indicates there were no students enrolled. 'Primary Other' includes students enrolled in specialised education options. 'Secondary Other' includes students who have already spent a year at Year 12 and elected to undertake further study at Year 12.

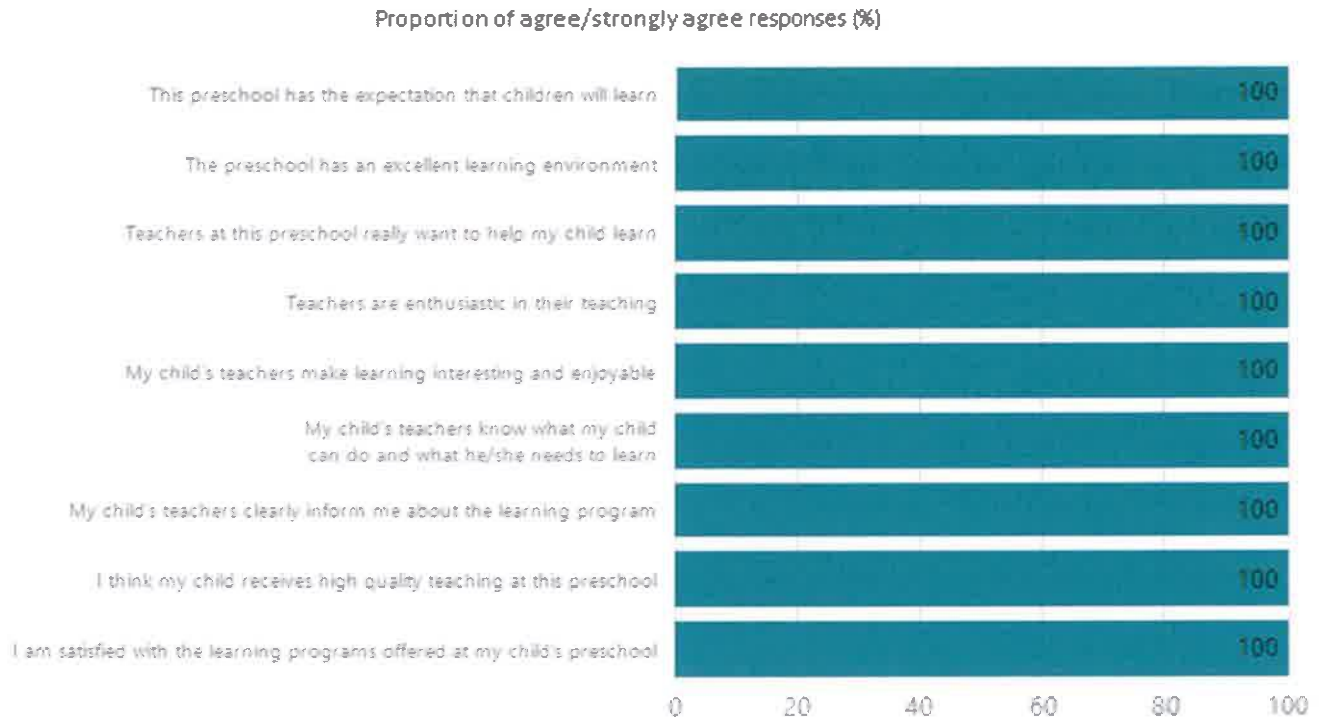
Attendance Comment

In South Australia, preschool attendance is not compulsory, but it is strongly encouraged. Preschool gives children the best opportunity to develop skills, which prepare them for school. These benefits include establishing positive routines and habits, friendships and connections as well as developing communication, problem-solving and creative skills. All children are entitled to access a preschool program over 4 terms the year before they start school.

In South Australia, all children and young people must be in school from 6 years to 16 years old. They must attend a government or non-government school full time. From age 16 to 17 however, young people must attend school or an approved learning program (such as an apprenticeship, traineeship, accredited course or university). Schools and parents must encourage and support students to come to school every day. Parents and caregivers must make sure their child is enrolled in a school, and attends school all day and everyday it is open, unless a child is sick or has an approved exemption. Teachers and leaders actively follow up when a student misses school, including recording all absences and non-attendance. All schools in South Australia have local attendance procedures governed under the Education and Children's Services Regulations 2020.

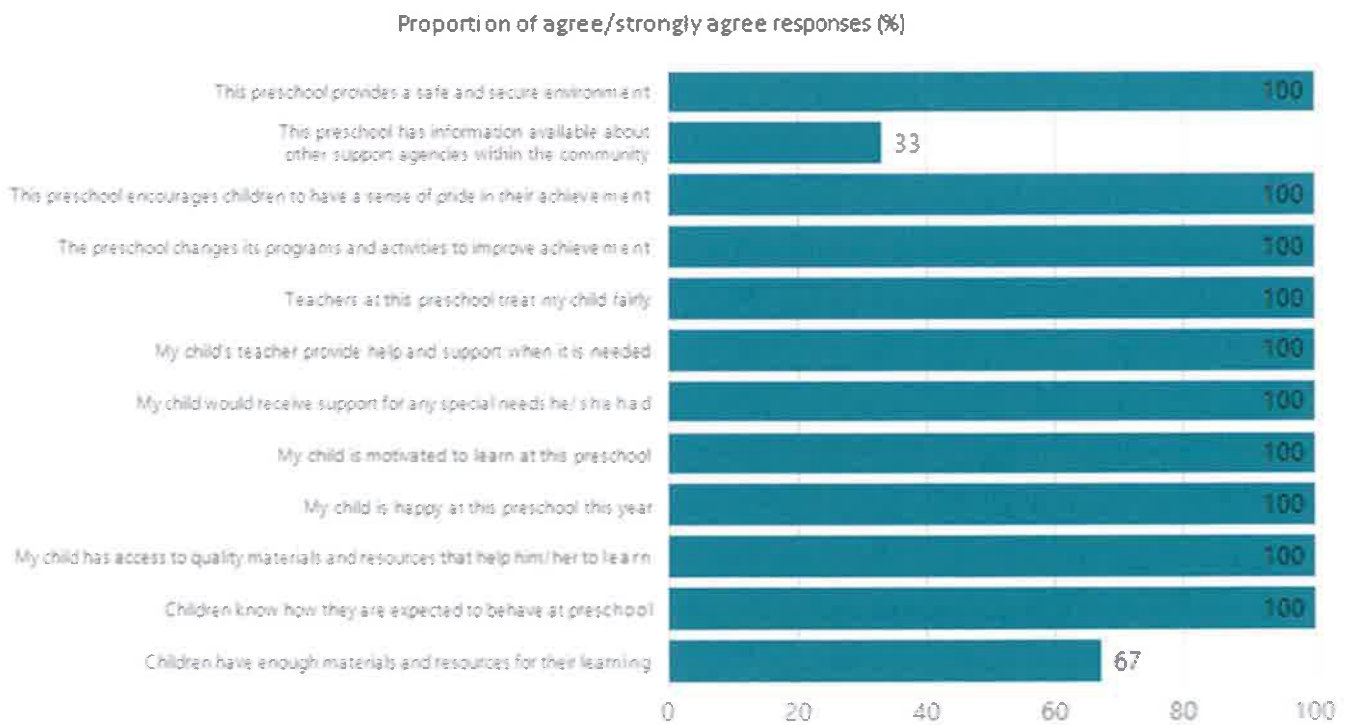
Preschool Family Opinion Survey

Quality of Teaching and Learning



Data Source: 2023 Department for Education Preschool Family Opinions Survey, Term 3 2023.

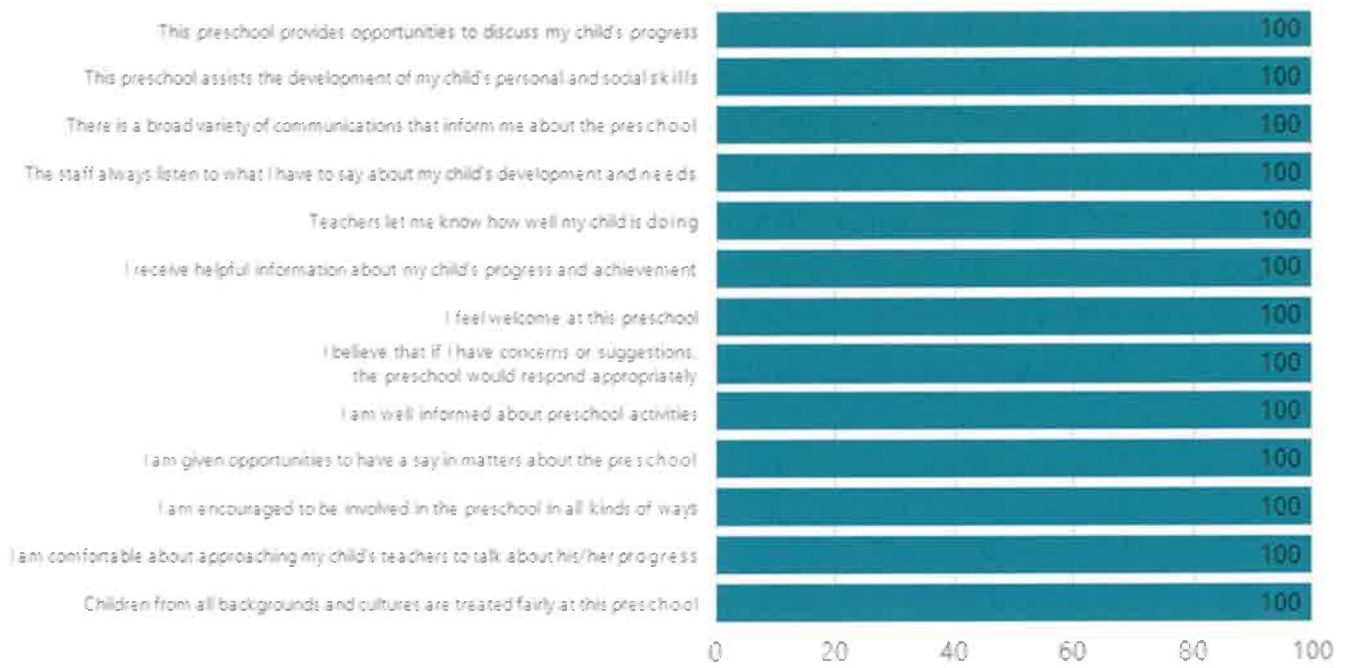
Support of Learning



Data Source: 2023 Department for Education Preschool Family Opinions Survey, Term 3 2023.

Relationships and Communication

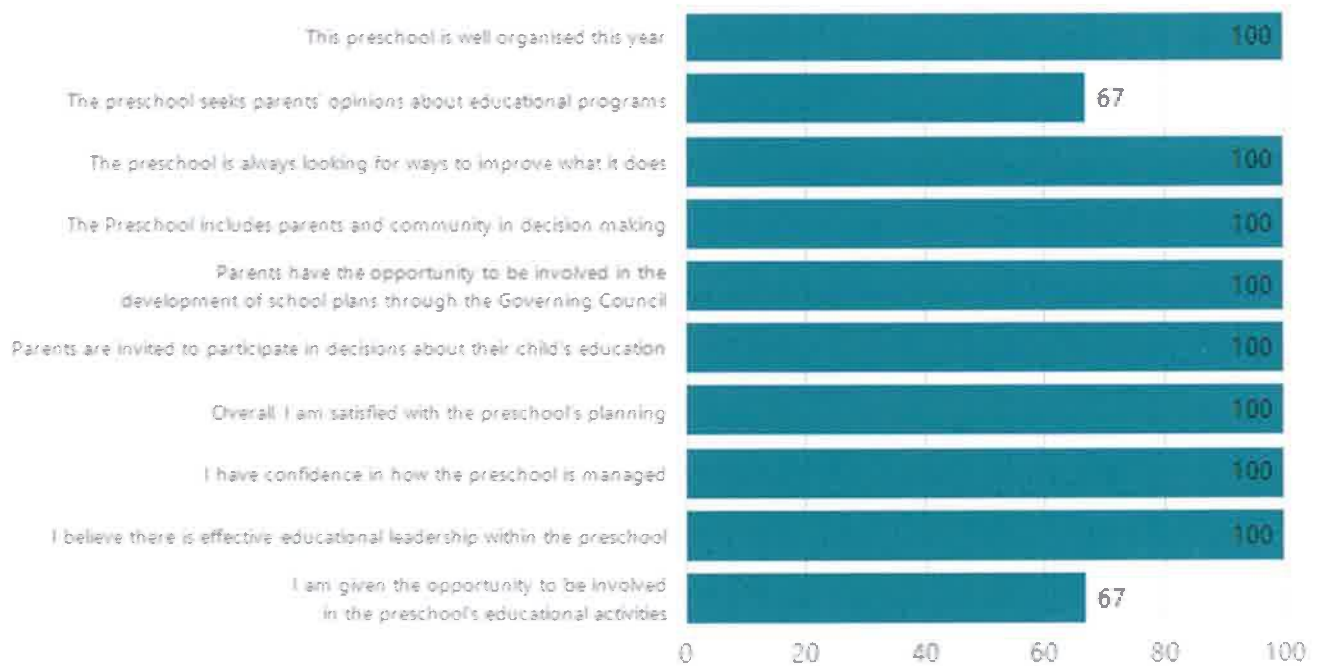
Proportion of agree/strongly agree responses (%)



Data Source: 2023 Department for Education Preschool Family Opinions Survey, Term 3 2023.

Leadership and Decision Making

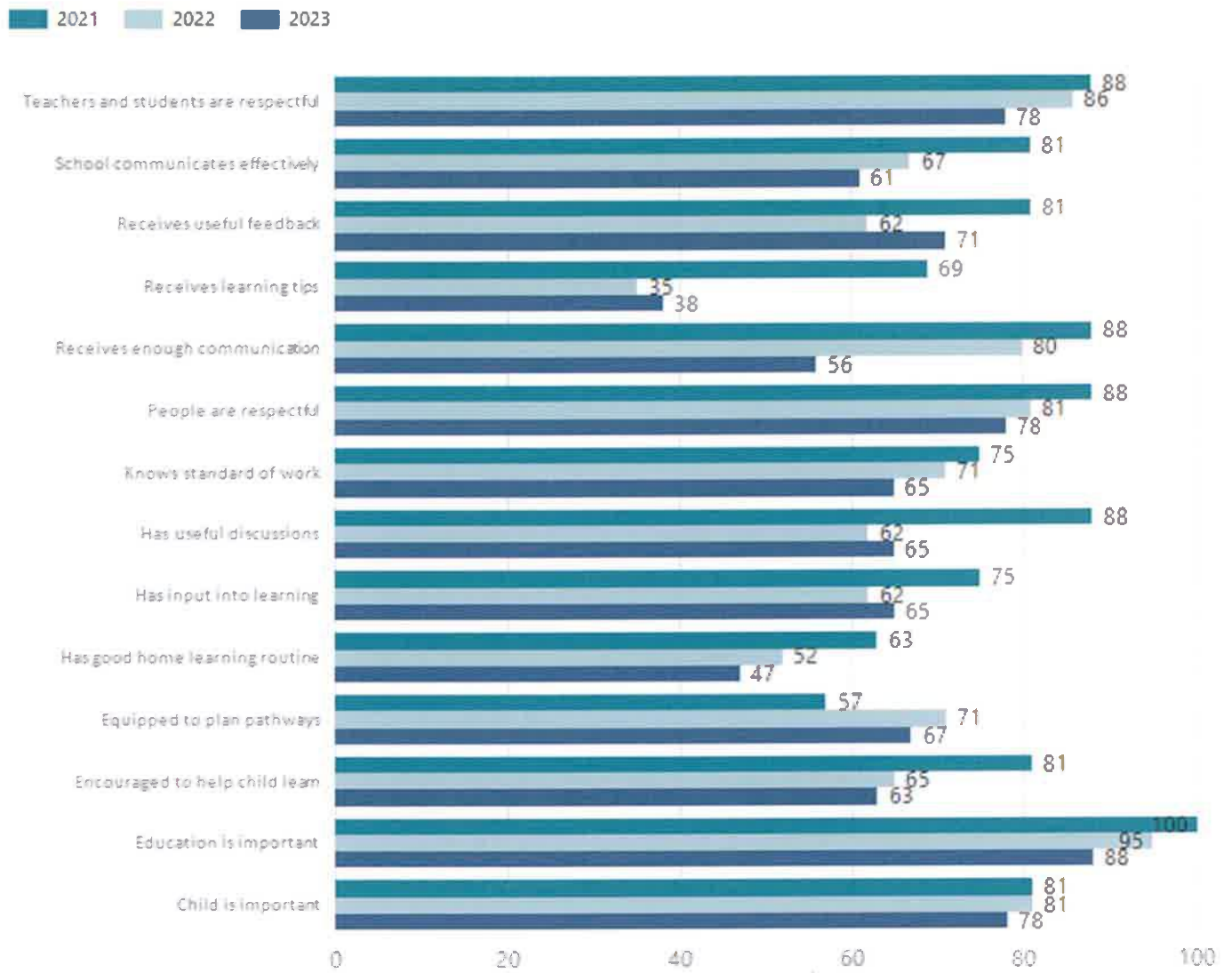
Proportion of agree/strongly agree responses (%)



Data Source: 2023 Department for Education Preschool Family Opinions Survey, Term 3 2023.

Parent Opinion Survey Results

Proportion of agree/strongly agree response(%)



Data Source: 2023 Department for Education Parent Opinions Survey, Term 3 2023.